

## Muller GPS Fix Button Terminals



# Go to website



Go to this website- <https://mein.foxdox.de/publicdoc/922662b7-a014-46b4-9bd4-ae3988f3d4bb>

foxdox d.velop

INSTALL\_CONFIGURE\_A100\_2016.ZIP  
621.53 KB

[Download now](#) [Import to my foxdox](#) [Forward link by e-mail](#)

**File format is not supported**  
The file format is not supported. The document cannot be displayed in the preview.

Click here

[Terms and Conditions of Service](#) | [Privacy Policy](#) | [Imprint](#) | [d.velop](#)

# Download File



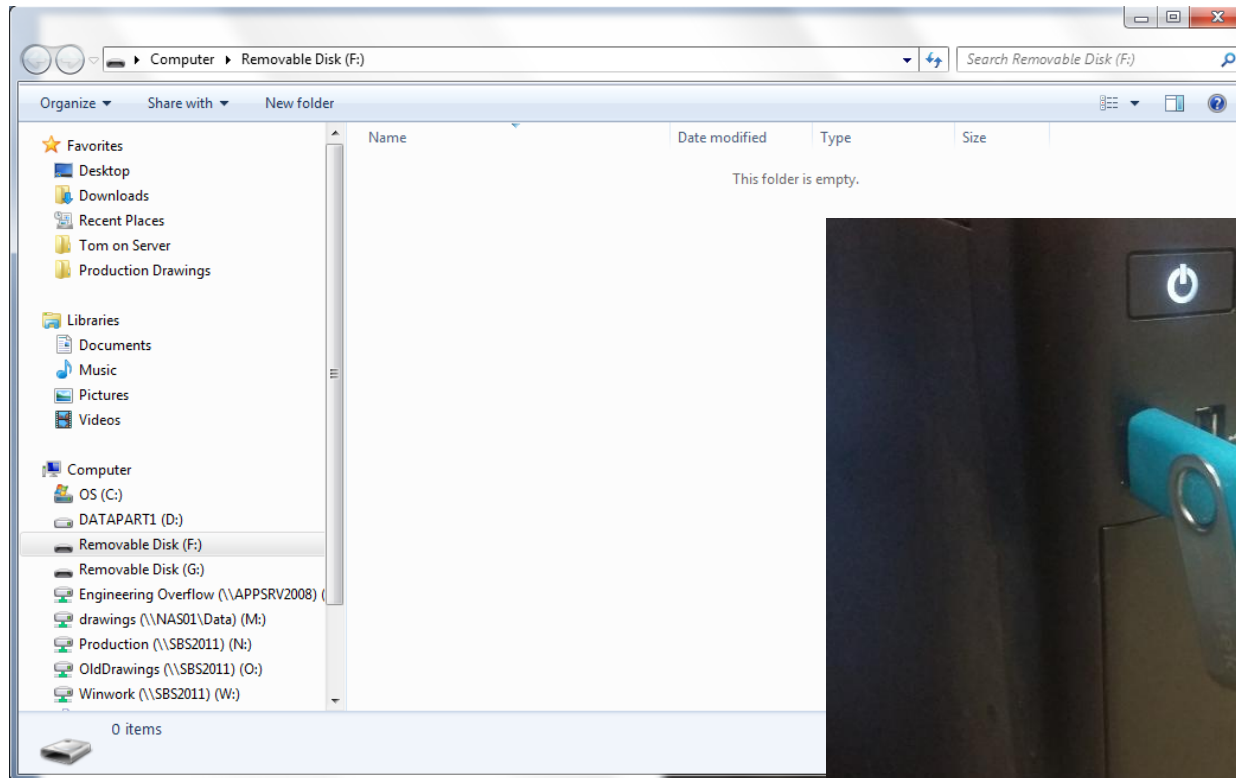
The screenshot shows a web browser window on the left and a Windows File Explorer window on the right. The browser window displays the foxdox website with a download button and a message: "File format is not supported. The file format is not supported. The". The File Explorer window shows the Downloads folder with a list of files. The file "install\_configure\_A100\_2016" is highlighted and circled in red. An arrow points from this file to the download button in the browser window. The browser's address bar shows "d.velop business services GmbH".

Name	Date modified	Type	Size
TOUCH800-V022010-1	18/10/2018 08:44	Compressed (zipp...	37,428 KB
30322535-02-EN-301-1	18/10/2018 08:43	Adobe Acrobat D...	452 KB
30322521-02-301_Updateanleitung_BT1N_DE	18/10/2018 08:17	Adobe Acrobat D...	985 KB
30322521-02-EN-301_Update_Manual_BT1N (2)	18/10/2018 08:08	Adobe Acrobat D...	982 KB
BT_TOP_InstallationUSB_V041005_und_V397 (2)	18/10/2018 08:08	Application	14,275 KB
BT_TOP_InstallationUSB_V041005_und_V397 (1)	17/10/2018 11:57	Application	14,275 KB
30322521-02-EN-301_Update_Manual_BT1N (1)	17/10/2018 11:57	Adobe Acrobat D...	982 KB
<b>install_configure_A100_2016</b>	17/10/2018 11:48	Compressed (zipp...	622 KB
osm_generic_gmapsupp (1)	13/09/2018 13:35	Compressed (zipp...	233,838 KB
osm_generic_gmapsupp	13/09/2018 13:12	Compressed (zipp...	76,722 KB
gmapsupp3	13/09/2018 13:07	Disc Image File	314,000 KB
gmapsupp2	13/09/2018 08:01	Disc Image File	101,428 KB
volotea (1)	12/09/2018 13:31	Adobe Acrobat D...	238 KB
volotea	12/09/2018 13:31	Adobe Acrobat D...	239 KB
vw081109829en	04/09/2018 09:04	Application	801,352 KB
BT_TOP_InstallationUSB_V041005_und_V397	24/08/2018 12:53	Application	14,275 KB
30322521-02-EN-301_Update_Manual_BT1N	24/08/2018 12:52	Adobe Acrobat D...	982 KB
L-1524 (1)	25/07/2018 14:48	Adobe Acrobat D...	2,147 KB
L-1524	25/07/2018 14:47	Adobe Acrobat D...	2,147 KB
fixtures	20/07/2018 11:50	Microsoft Office E...	64 KB
Tractor_Yieldbib_2015	19/07/2018 14:03	Adobe Acrobat D...	716 KB
Tractor_Xeobib_2015	19/07/2018 11:35	Adobe Acrobat D...	769 KB

# Insert USB Stick



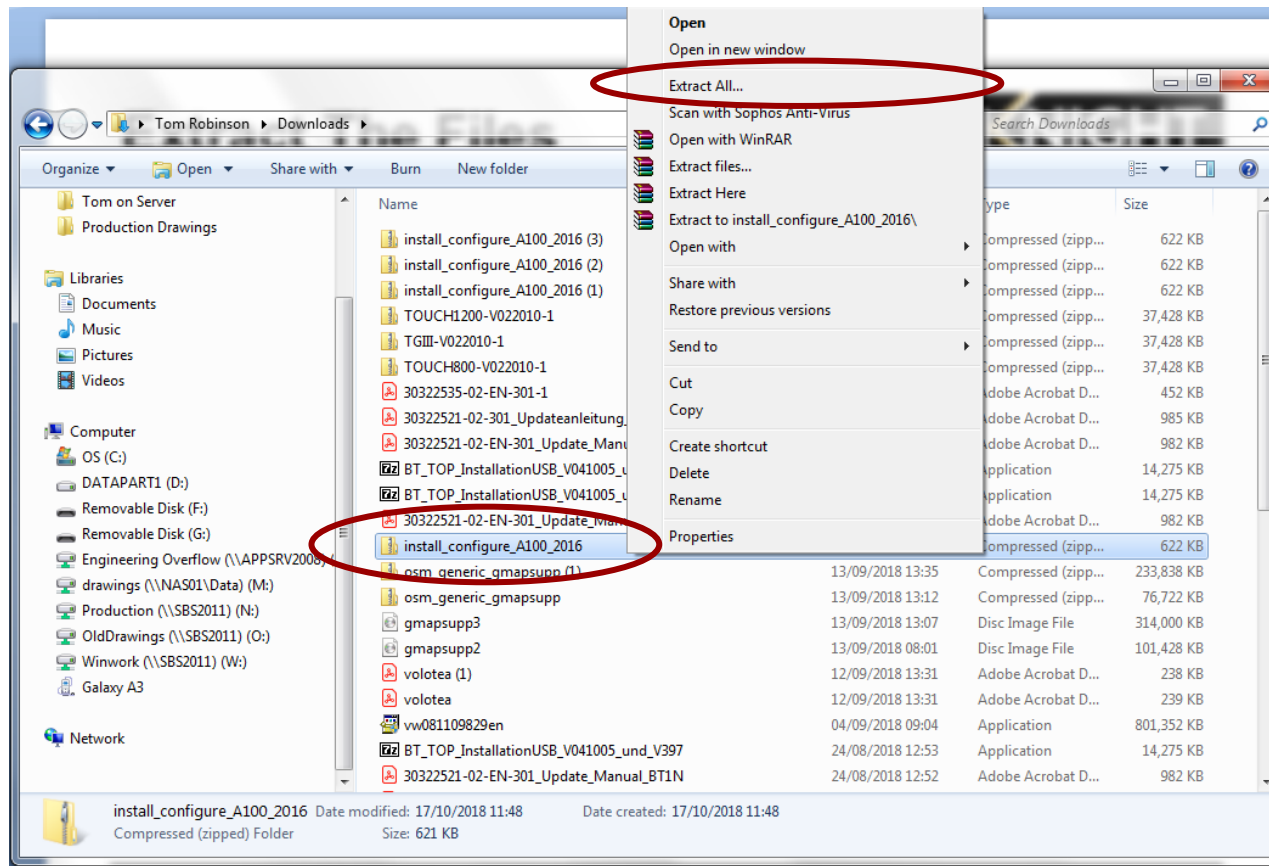
- Make sure the stick is empty.



# Extract The Files



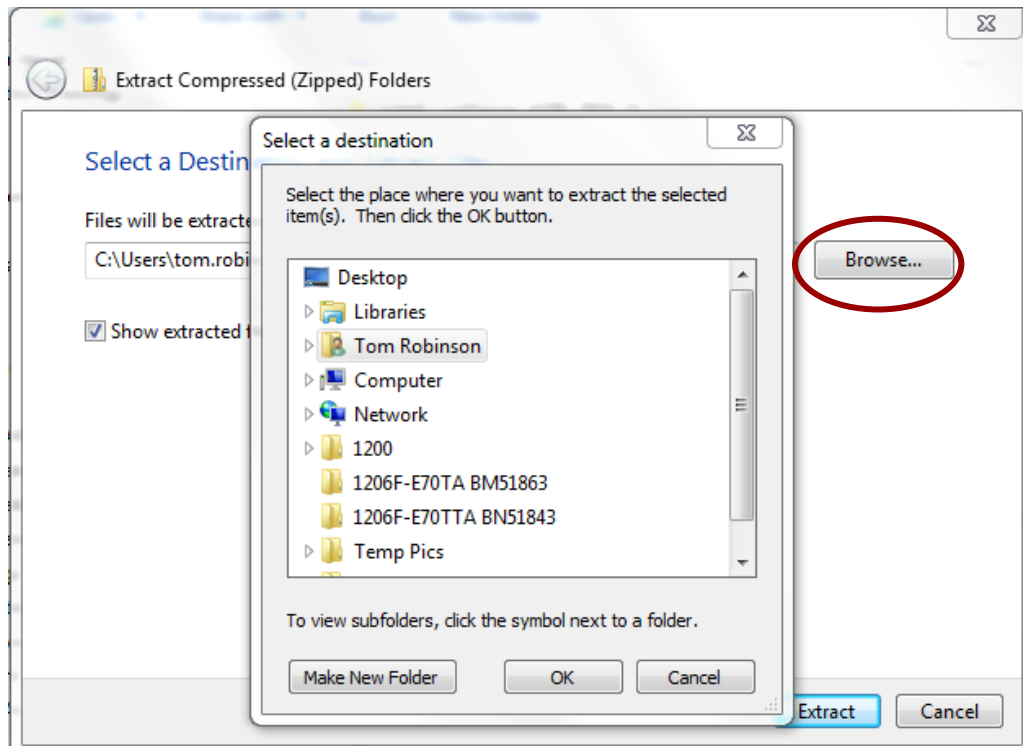
- Find the file named `install_configure_A100_2016` in the downloads folder.
- Right click the file and left click extract all.



# Extract The Files



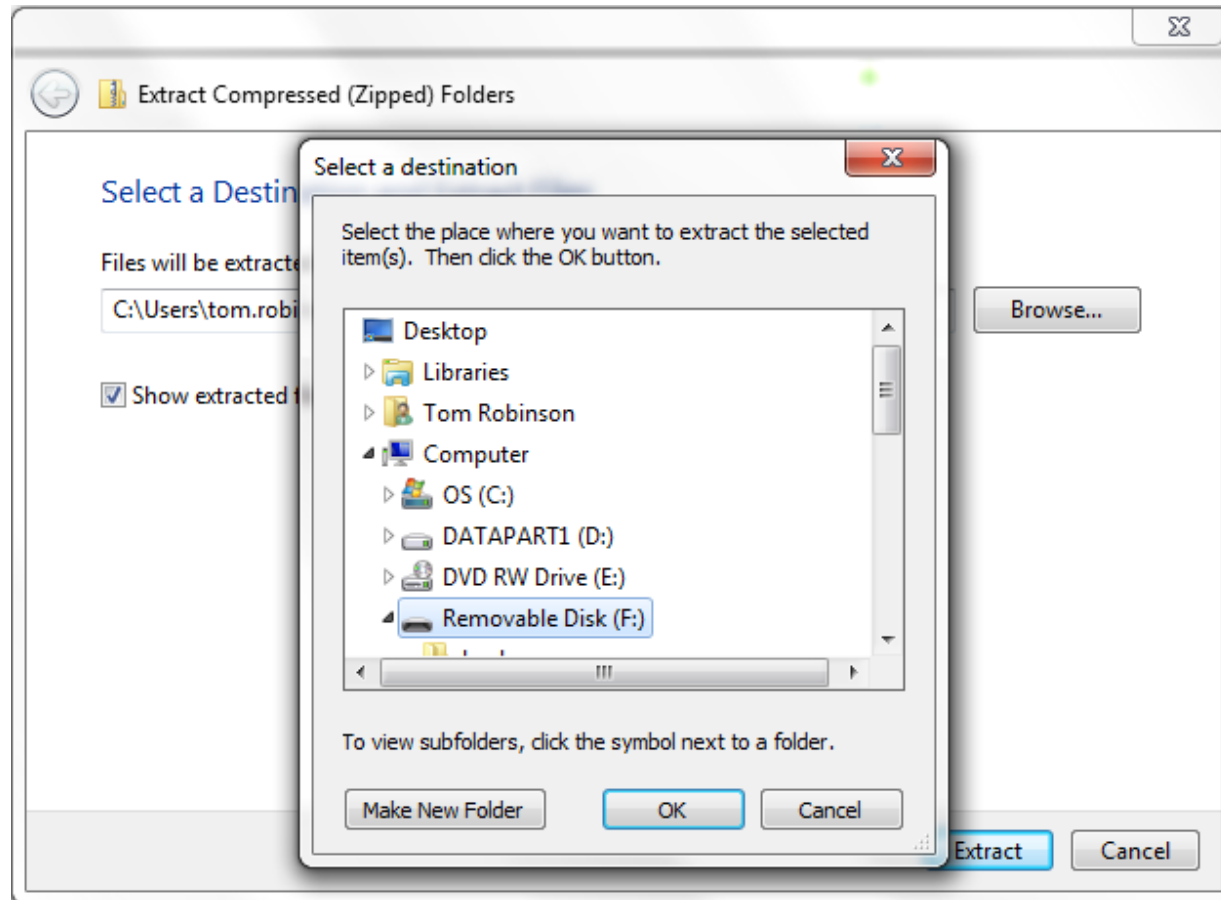
- Click Browse..



# Extract The Files



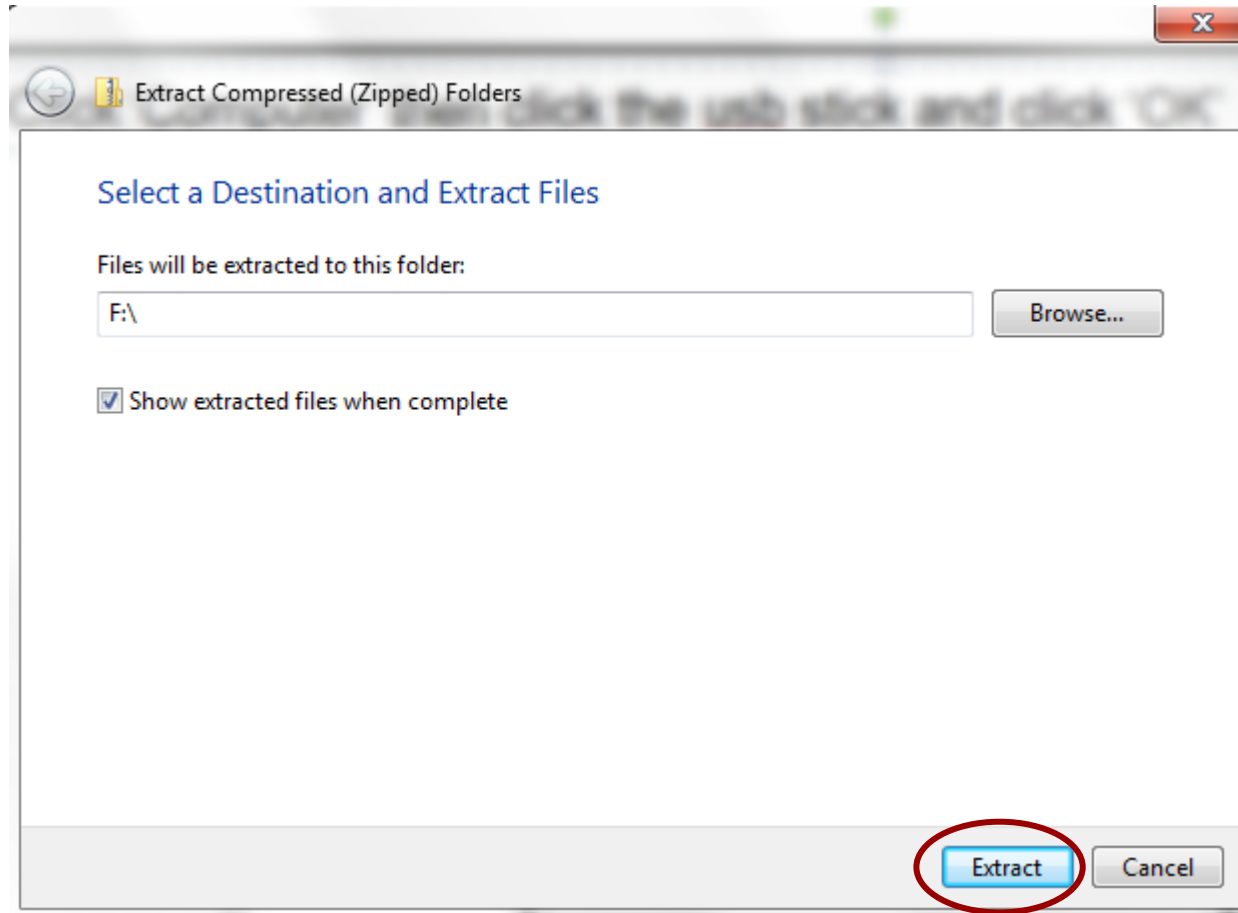
- Click 'Computer' then click the usb stick and click 'OK'



# Extract The Files



- Click 'Extract' it should say copying 44 items

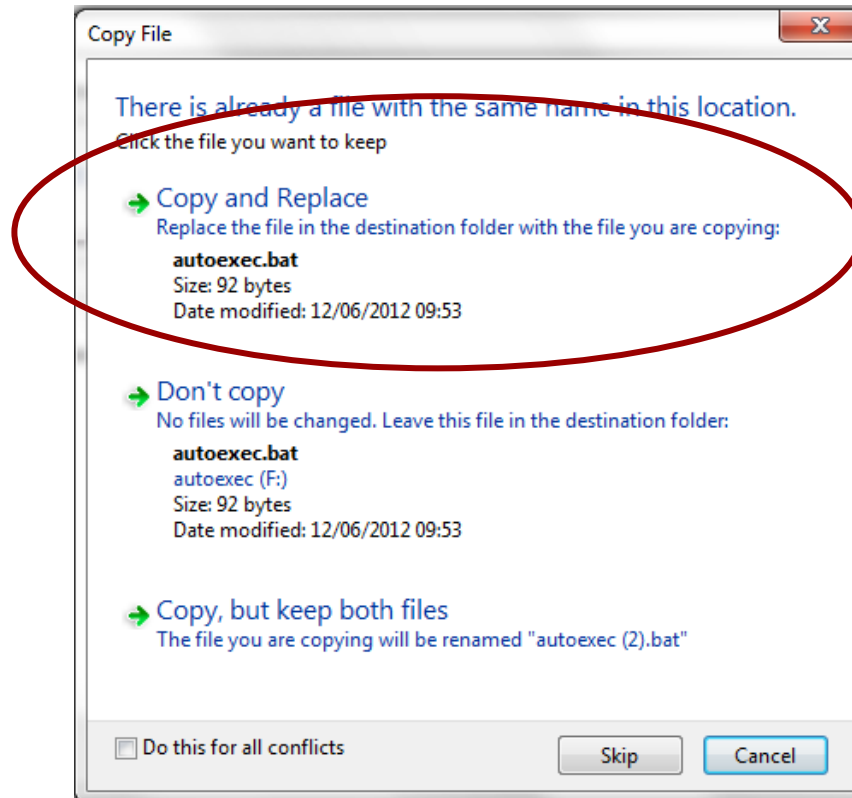




# Extract The Files



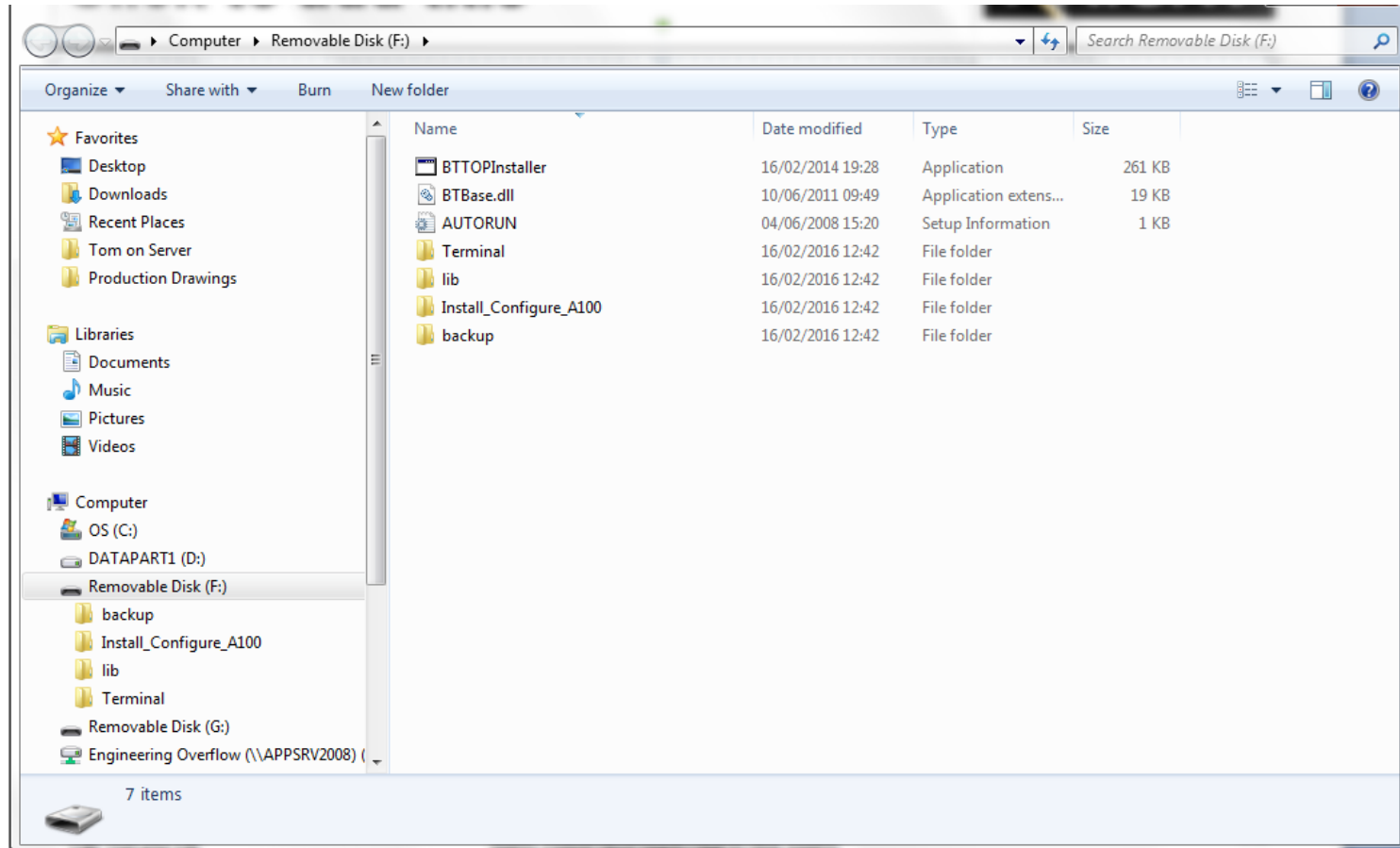
- If this message appears click copy and replace you may need to do it several times



# Extract The Files



- The contents of the stick should look like this



# Print off Instructions from Muller

---



- File attached in email
- Please disconnect the sprayer from the basic equipment plug before performing the update.
- If you are having trouble with instillation please contact Knight Farm Machinery

Software updates are conducted at the responsibility of the end user.